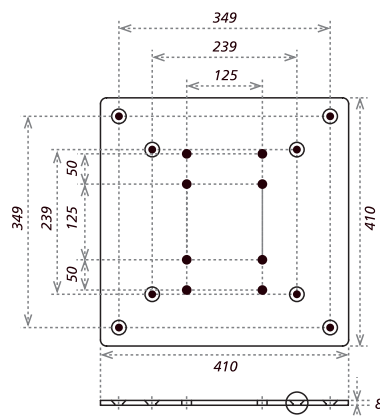

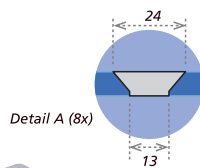


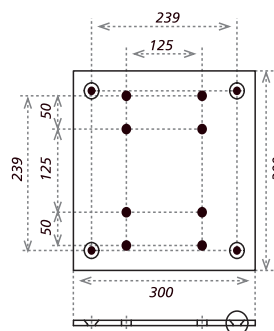

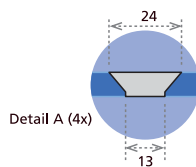


Accessories

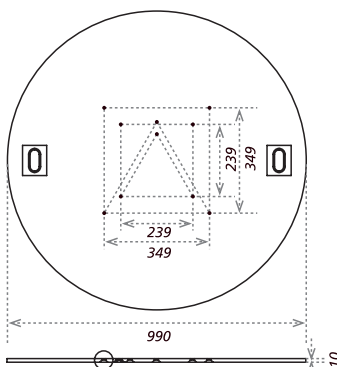
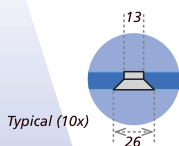
Totem Plates for all HD / FD Systems



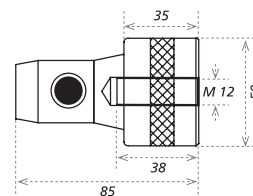
PLB-MH-L
Adapter Plate Large, excl. CS1-Scon25



PLB-MH-S
Adapter Plate Small, excl. CS1-Scon25



PLB-TOTEM
Totem Base Plate. Ø = 99cm (3,25ft), 80kg (176lbs), excl. CS1-Scon25



CS1-Scon25
HD/FD-Bold on Connector M12

Totem

The Totem is a round steel base plate with a diameter of 99cm (3,25ft) with easy handles and pre-drilled holes for all HD/FD Truss Series. The totem is strong, elegant and the perfect plate for stand alone beams.

The totem can also be used to mount a moving head (any brand) on a top plate. In order to secure the moving head, it is advisable to use a special adapter plate including a spacer set with locking device to fixate the moving head.

Not only is the adapter plate the right tool for fast and safe fixation of your moving head, it can also absorb the heat generated by the moving head without deforming.

The adapter plates are available in two sizes and equipped with pre-drilled holes to match all moving heads. Both Totem Plate and Adapter Plate are exclusive the required HD/FD Scon25, half connector with M12 Thread.